

## Hedge Funds Down in Q3 Amidst Volatile Markets



**Philippe Ferreira**  
 Senior Cross Asset Strategist  
 Lyxor Asset Management  
 (33) 1 42 14 69 28  
[philippe.ferreira@lyxor.com](mailto:philippe.ferreira@lyxor.com)

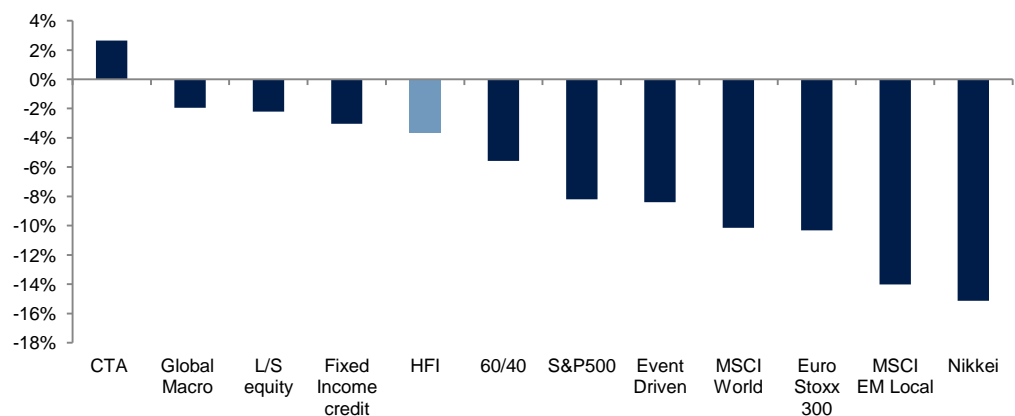
Market conditions remain challenging, particularly in the US where the S&P 500 fell 3% during the period under review. Part of this movement was related to adverse developments in the health care sector which suffered a severe drawdown after Hillary Clinton hinted that she would reform the sector and introduce price curbs if elected next year. This follows the controversial decision by a pharma company to significantly raise the price of decade-old drugs.

In this environment, hedge fund performance was negative, with significant differences existing across strategies. CTAs and Macro managers continued to outperform as a result of their long positions on Fixed Income. L/S Equity managers were quite resilient, though US managers suffered in comparison to their European and EM counterparts. Finally, Event-Driven funds were down as a result of their exposure to the health care sector.

Overall, the September performance of the Lyxor Hedge Fund Index (HFI) is -1.0%, while the MSCI World was down 2.1% and HY cash spreads in Europe and the US widened 70bps approximately. For the full Q3, the HFI is down 3.6%, while the S&P suffered its most severe drawdown (-8.2%) since the third quarter of 2011.

Going forward, we continue to recommend CTA and Macro strategies. The September establishment survey data signaled an easing in the pace of nonfarm payrolls (+142k in September vs August, below expectations) which continued to support Fixed Income. As a result, the rally in CTAs is ongoing. We are also overweight variable biased and market neutral L/S Equity funds which have delivered positive returns lately. Finally, we do not recommend a decrease in the exposure to Event-Driven after the drawdown. Health care names have partly recovered since the hit a few days ago and the sector is among the few ones that have not experienced a downward revision in near term earnings expectations. The sector is immune to China's growth deceleration and to the recent slump in commodity prices.

**Hedge funds outperformed a diversified portfolio and equity indices in Q3**  
 (Q3 Performances of the Lyxor indices vs global equity indices)



Source: Lyxor AM  
 Balanced portfolio: 60% MSCI World TR / 40% Barclays Capital Agg. Bond Index. Q3 performances from 30/06/2015 to 29/09/2015.

THIS DOCUMENT IS FOR THE EXCLUSIVE USE OF INVESTORS ACTING ON THEIR OWN ACCOUNT AND CATEGORISED EITHER AS "ELIGIBLE COUNTERPARTIES" OR "PROFESSIONAL CLIENTS" WITHIN THE MEANING OF MARKETS IN FINANCIAL INSTRUMENTS DIRECTIVE 2004/39/CE OR QUALIFIED PURCHASERS WITHIN THE MEANING OF RELEVANT U.S. SECURITIES LAW. SEE IMPORTANT DISCLAIMERS AT THE END OF THIS DOCUMENT

THE WEEK IN 3 CHARTS

Hedge Fund Snapshot: CTA, a good diversifier in a turbulent environment

	WTD*	MTD	YTD
<b>Lyxor Hedge Fund Index</b>	<b>-1.5%</b>	<b>-1.0%</b>	<b>-1.8%</b>
CTA Broad Index	0.5%	1.8%	-1.0%
Event Driven Broad Index	-4.0%	-3.8%	-6.3%
Fixed Income Broad Index	-0.7%	-0.7%	-2.2%
L/S Equity Broad Index	-0.8%	-0.1%	1.8%
Global Macro	-0.3%	0.1%	0.1%
S&P 500	-3.0%	0.9%	-9.4%
10 Y US Treasury ( in Bps)	-8.0	-2.0	-14.0

\*From 22 September to September 29, 2015

Source: Bloomberg, Lyxor AM

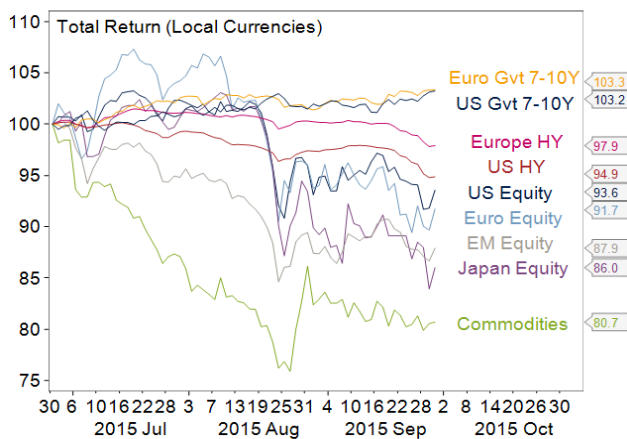
Hedge funds navigated quite well during the global equity meltdown. The Lyxor Hedge Fund Index was down 1.5% last week, while the S&P 500 nosedived 3%.

CTA (+0.5%) and Global Macro (-0.3%) funds continued to stand out, fueled by the bond rally, particularly in the US. Gains were partly offset by losses posted on some equity (long) and commodities (short).

L/S Equity managers were resilient amidst the global equity turmoil (-0.8%) while dispersion in returns among managers was elevated (performances ranged from -8% to almost +3%). In this context Market Neutral funds (+1%) outperformed.

Event Driven managers suffered a setback from the health care sector, the largest bet among managers.

Hedge funds outperformed global equity markets in Q3



Source: Bloomberg, Lyxor AM

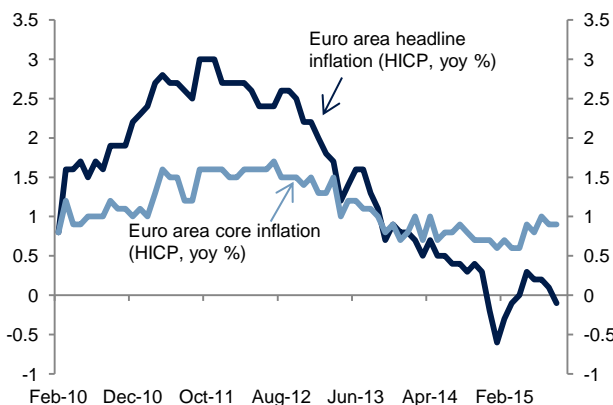
As the quarter came to an end, investors were counting their losses. The S&P 500 suffered its worst quarter since Q3 2011. Risk assets and commodities were hit particularly badly whilst fixed income and credit were somewhat spared (apart from EM in local currency).

Equity market conditions improved slightly recently, but sentiment remains fragile. Last week, the US health care sector was under pressure after having outperformed over the last twelve months.

On the alternative side, hedge funds were quite resilient in Q3. Falling energy prices and the bond rally continued to be supportive for CTAs, up 2.7% in Q3. Meanwhile, L/S Equity funds (-2.2%) outperformed global equity markets (Eurostoxx 300 -10 %; Nikkei -15%).

Falling energy prices reignited deflation fears in the Euro area in September

Deflation fears reignited in September in the Euro area



Source: Bloomberg, Lyxor AM

Deflation fears in the Euro area returned in September. This was highlighted by the Euro area annual inflation print which fell back into negative territory in September: the CPI was down 0.1% yoy.

September data was disappointing, particularly in Germany and Spain (at -0.2% and -1.2% yoy respectively). Euro area inflation remains far below the ECB target, leading some market participants to anticipate an expansion of the QE programme at the October 22 meeting.

However, falling energy prices explain the bulk of the lower inflation data. The core inflation, excluding energy and food prices, remained stable.

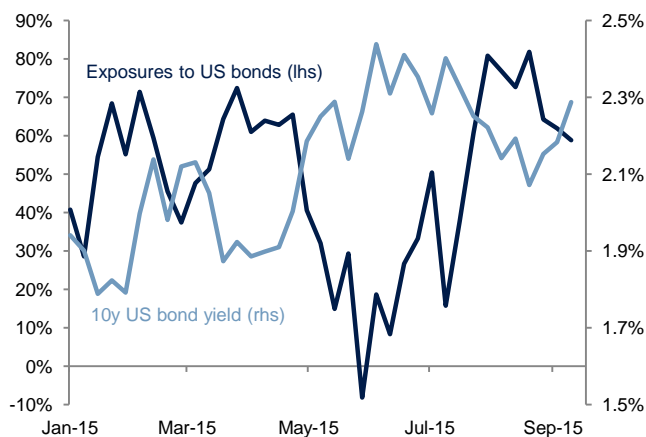
**CTAs**

	WTD*	MTD	YTD
CTA Broad Index	0.5%	1.8%	-1.0%
CTA Long Term	0.8%	1.6%	-0.4%
CTA Short Term	-0.7%	2.2%	-4.8%

\*From 22 September to September 29, 2015

**CTAs maintained their positive exposure to US bonds**

(Net Exposure to US bonds, % NAV)



As of September 15, 2015  
Equally weighted. Source: Lyxor AM

**Bond rally fueled CTAs**

CTAs were up last week as they benefited from some trends.

The Fixed Income bucket was the main contributor to performance. The downward trend of rates on both sides of the Atlantic enabled long positioned systems to generate gains. Most of which came from US positions in September.

In the Equity bucket, we witnessed dispersion amongst the systems. As the bulk of global equity indices fell in a highly volatile environment, short exposure proved rewarding for systems that turned short. By contrast, those that remained long continued to suffer.

The currency portfolio posted mixed results. Short Euro vs. USD exposure suffered with erratic movements over the last month. However some short positions to G10 and commodity related ones (AUD, CAD and GBP) generated gains.

Commodities proved to be detrimental as the recovery of agricultural brought most of the losses. Small gains were made on short energy. However, systems made the most of sliding commodity prices over the last month.

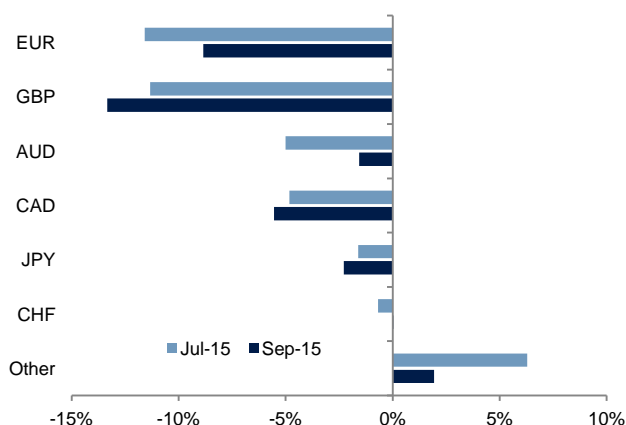
**GLOBAL MACRO**

	WTD*	MTD	YTD
Global Macro	-0.3%	0.1%	0.1%

\*From 22 September to September 29, 2015

**Macro managers are long USD positioned**

(Net Exposure to FX vs USD, % NAV)



As of September 8, 2015  
Equally weighted. Source: Lyxor AM

**FX positions paid off**

Global Macro managers posted a negative performance last week.

Within FX, short exposure to the British Sterling and Australian dollar paid off as the USD appreciated against both. Shorts in emerging currencies proved to be once again rewarding as they kept on following the downward trend triggered weeks ago by the devaluation of the Renminbi. Short Euro vs. USD bets were profitable over the month, but not last week.

In the Fixed Income portfolios, long exposed managers successfully extracted alpha on US and European rates positions. Yield curves have continued to flatten as investors remain cautious in the volatile environment created by the Chinese turmoil in August and by the uncertainties around the FED's action. Investors have been favouring safe haven investments.

Long equity exposure generated losses as global indices fell once again. Losses were posted over the last month, and not the last week. Positions have been decreased but the risk-on bias remains there.

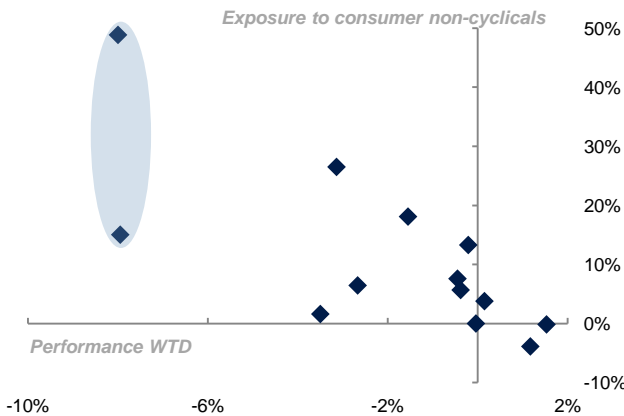
The exposure to commodities has remained limited for weeks. The asset class ended the week flat.

L/S EQUITY

	WTD*	MTD	YTD
L/S Equity Broad Index	-0.8%	-0.1%	1.8%
Long Bias	-2.7%	-1.0%	1.2%
Market Neutral	1.0%	0.1%	-1.2%
Variable Bias	-0.6%	0.3%	4.5%

\*From 22 September to September 29, 2015

**Long health care positions were the worst detractors**  
 (US and European Equity Funds Net Exposure to Consumer Non-Cyclicals (% NAV) vs WTD performances)



Exposures as of September 22, 2015  
 Source: Lyxor AM

Hit by the health care sector

It was a challenging week for L/S Equity funds as all global equity markets nosedived.

Almost all sectors posted losses. Energy and material sectors continued to be plagued by falling oil prices. The health care sector suffered from a few bad actors which caused the entire industry valuation to fall sharply. Among them, Democratic President hopeful, Hillary Clinton attacked pharmaceutical pricing as part of her campaign.

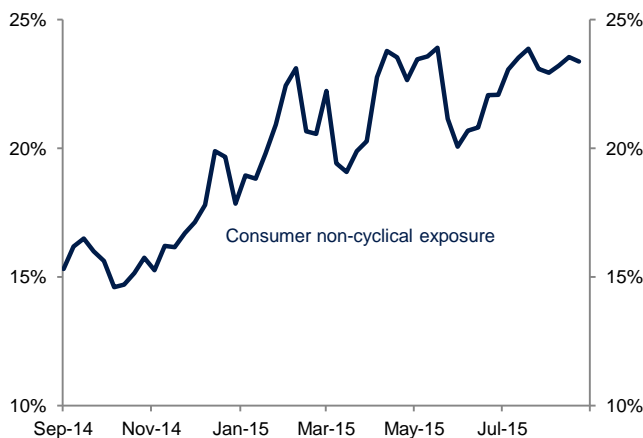
On the alternative side, the strongest performance came from Quantitative funds, with performance up to almost 3%. Our emerging market fund was another stand out performer as it benefitted from long and short positions on rewarding sectors (software and precious metal, amongst others). On the negative side, our dedicated health care manager posted severe losses from its long exposure to pharmaceutical companies. In the same vein, exposure to the health care and energy sectors significantly detracted the performance of one of our long biased funds.

EVENT DRIVEN

	WTD*	MTD	YTD
Event Driven Broad Index	-4.0%	-3.8%	-6.3%
Merger Arbitrage	-3.7%	-3.4%	-3.4%
Special Situations	-4.5%	-4.4%	-10.6%

\*From 22 September to September 29, 2015

**Consumer non-cyclicals largely dragged down**  
 (Net Exposures to consumer non-cyclicals, % NAV)



From September 30, 2014 to September 22, 2015  
 Equally weighted. Source: Lyxor AM

Major setback on Pharma rout

Event Driven funds posted the worst monthly performance this year.

Despite a positive start to the month, almost all funds were bruised by the biotech meltdown in the last few days. The health care sector was battered by a stock rout triggered last Monday by a tweet from Hilary Clinton which suggested a "price gouging" in the prescription drugs market. Valeant Pharmaceuticals plummeted over the observed period after Democrats in Congress urged a subpoena on the firm's CEO about the inflated prices of heart drugs. Growing concerns over the regulatory scrutiny led to a broad sell-off in consumer, energy, industrial and basic materials sectors. Idiosyncratic investments in the consumer non-cyclicals generated a large majority of the losses. Among the main detractors were Valeant Pharmaceuticals, Baxter International, Depomed, Allergan and Perrigo.

On the M&A front, Energy Transfer agreed to buy Williams Cos. in a \$37.7bn deal after a months long pursuit. Spreads continue to face temporary non-deal specific widening and technical dislocations. As a result, the embedded profitability of the merger arbitrage books remains high.

L/S CREDIT ARBITRAGE

Wider spreads on HY

	WTD*	MTD	YTD
Fixed Income Broad Index	-0.7%	-0.7%	-2.2%
L/S Credit Arb	-0.4%	-0.1%	-2.1%

\*From 22 September to September 29, 2015

Global growth concerns weighed on risk assets  
(S&P 500 and US High-Yield indexes)



Source: Bloomberg, Lyxor AM

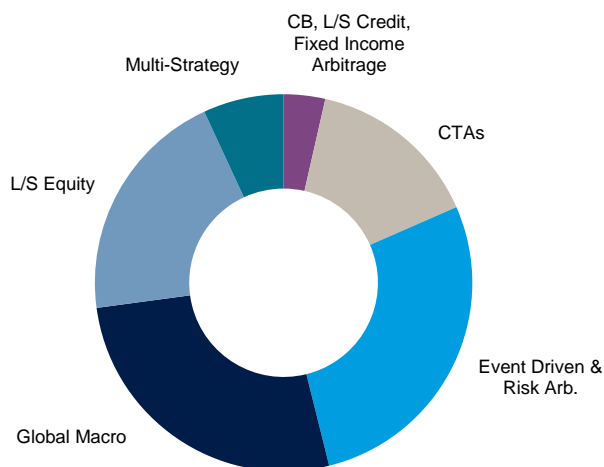
L/S credit funds went down last week in dire market conditions as concerns about global economic growth remain high.

This week reflected the trend experienced over the course of September. As Investors currently tend to favour higher quality names, IG bonds outperformed HY on both sides of the Atlantic. As a result, spreads on HY bonds widened by 45 bps and 62 bps respectively in Europe and the US.

On the Lyxor platform all credit arbitrageurs ended the week in the red. The worst performer was our Asian focused fund, which was penalised by its positions in the industrial sector and its exposure to the drop in commodity prices. Our US HY fund suffered from the sharp spread widening in basic materials and energy related names. One of our European focused funds was hurt by its positions on credit indices. Another European fund recorded losses on positions in the energy and telecom sectors but thanks to a particularly nimble positioning it has managed to stay positive for the month.

## METHODOLOGY

### Breakdown of AUM by strategy



- **66 funds** in the platform

- Over **USD 7 billion** of assets under management (as of September 1, 2015)

- Replicating approximately **USD 200 billion** of AUM

### Lyxor Hedge Fund Indices

Based on the complete range of funds available on the Lyxor Managed Account Platform, a universe of funds eligible for inclusion in the indices is defined on a monthly basis taking into account the following elements:

- Investability Threshold: to be included in any index, the managed account must have at least \$3 million of AuM.
- Capacity Constraints: All index components must possess adequate capacity to allow for smooth index replication in the context of a regular increase in investments.
- Index Construction: for each index, the relative weightings of the component funds are computed on an asset-weighted basis as adjusted by the relevant capacity factors.
- Each Lyxor Hedge Fund Index is reviewed and rebalanced on a monthly basis.
- The Index construction methodology has been designed to mitigate well-known measurement biases. Inclusions and exclusions of new Hedge Funds do not impact the historical index track record.



## IMPORTANT DISCLAIMER

Source: Lyxor Asset Management database except as noted

**THIS DOCUMENT IS FOR THE EXCLUSIVE USE OF INVESTORS ACTING ON THEIR OWN ACCOUNT AND CATEGORISED EITHER AS "ELIGIBLE COUNTERPARTIES" OR "PROFESSIONAL CLIENTS" WITHIN THE MEANING OF MARKETS IN FINANCIAL INSTRUMENTS DIRECTIVE 2004/39/CE OR "QUALIFIED PURCHASERS" AND "ACCREDITED INVESTORS" WITHIN THE MEANING OF RELEVANT U.S. SECURITIES LAW.**

Prior to investing, investors should seek independent financial, tax, accounting and legal advice. It is each investor's responsibility to ascertain that it is authorised to subscribe, or invest into any product referenced herein. This document does not constitute an offer for sale of securities in the United States of America. The product herein described will not be registered under the U.S. Securities Act of 1933, as amended (the "U.S. Securities Act") and may not be offered or sold in the United States of America without being registered or being exempted from registration under the U.S. Securities Act. This document does not constitute an offer, or an invitation to make an offer, from Société Générale ("SG") or Lyxor Asset Management or any of their respective subsidiaries to purchase or sell the product referred to herein. Such an offer can only be made by means of a final offering memorandum pursuant to the terms thereof.

Société Générale and Lyxor AM recommend that investors read carefully the "risk factors" section of the product's documentation (offering memorandum and supplemental memorandum). The product's documentation can be obtained free of charge upon request to [client-services@lyxor.com](mailto:client-services@lyxor.com) or [invest@lyxor.com](mailto:invest@lyxor.com) for U.S. Investors.

This product includes a risk of capital loss. The redemption value of this product may be less than the amount initially invested. In a worst case scenario, investors could sustain the loss of their entire investment. This document is confidential and may be neither communicated to any third party (with the exception of external advisors on the condition that they themselves respect this confidentiality undertaking) nor copied in whole or in part, without the prior written consent of Lyxor AM or Société Générale.

The accuracy, completeness or relevance of the information which has been drawn from external sources is not guaranteed although it is drawn from sources reasonably believed to be reliable. Subject to any applicable law, Société Générale and Lyxor AM and their respective subsidiaries shall not assume any liability in this respect.

The market information displayed in this document is based on data at a given moment and may change from time to time without notice.

Indices are unmanaged and their returns do not include fees, expenses or other transaction costs associated with any fund on the Lyxor Managed Account Platform. Any comparison of a fund's performance to an index of unmanaged products or broad market indices is subject to material inherent limitations. References to an index do not imply that the Lyxor Managed Account Platform offers access to any manager on such index, is intended to trade such index or will achieve returns, volatility or other results similar to such index.

The Assets Under Management presented herein reflect total assets in all investment vehicles and accounts ("Lyxor Funds") for which Lyxor provides continuous and regular supervisory or management services for a fee (i.e. administrative, management and/or performance fees as well as other fee sharing arrangements, as applicable), including amounts from certain Lyxor Funds that invest into other Lyxor Funds.

### AUTHORISATIONS

Société Générale is a French credit institution (bank) authorised by the Autorité de contrôle prudentiel (the French Prudential Control Authority).

Lyxor Asset Management (Lyxor AM) is a French investment management company authorized by the Autorité des marchés financiers and placed under the regulations of the UCITS Directive (2009/65/CE). Lyxor AM is a registered Commodity Pool Operator and a Commodity Trading Advisor under the U.S. Commodity Futures and Trade Commission (CFTC). Lyxor AM is also a member of the National Futures Association (NFA). Lyxor Asset Management Inc. is a U.S. registered investment adviser with the U.S. Securities and Exchange Commission and a registered Commodity pool operator within the CFTC and a member of the NFA.

**IMPORTANT DISCLAIMER**

**NOTICE TO INVESTORS IN THE EUROPEAN UNION AND SWITZERLAND:** This document is of a commercial and not of a regulatory nature. No prospectus has been approved by, or notified to; a local regulator (except in Jersey) and the product may not be distributed by way of an offer, or an invitation to make an offer, of securities to the public.

**NOTICE TO UK INVESTORS:** The products described within this document are suitable for professional investors only and are not directed at retail clients. This document is issued by Lyxor AM. Lyxor AM is represented in the UK by Lyxor Asset Management UK LLP, which is authorized and regulated by the Financial Conduct Authority in the UK.

**NOTICE TO SWISS INVESTORS:** The product presented herein has not been and will not be registered with, or approved by, the Swiss Financial Market Supervisory Authority FINMA (FINMA) under the Swiss Federal Act on Collective Investment Schemes (CISA). Therefore, the information presented herein or in the fund's legal documentation does not necessarily comply with the information standards required by FINMA in the case of distribution of collective investment schemes to non-qualified investors, and investors do not benefit from protection under the CISA or supervision by FINMA. The product must not be distributed to non-qualified investors in or from Switzerland, and may be distributed exclusively on a private placement basis to Qualified Investors as defined in article 10 of the CISA and related provisions in the Swiss Federal Ordinance on Collective Investment Schemes (CISO) in strict compliance with applicable Swiss law and regulations. This document is personal and does not constitute an offer to any person. This document must be distributed or otherwise made available in Switzerland on a private placement basis only and exclusively to Qualified Investors, without distribution or marketing to non-qualified investors in or from Switzerland. This document may be used only by those Qualified Investors to whom it has been handed out in connection with the offering described therein, and it may neither be distributed nor made available to other persons without the express consent of Lyxor AM or Société Générale. It may not be used in connection with any other distribution and shall in particular not be copied and/or distributed to non-qualified investors in Switzerland or in any other country. This document, or the information contained therein, does not constitute a prospectus as such term is understood pursuant to article 652a or article 1156 of the Swiss Code of Obligations or a listing prospectus pursuant to the listing rules of the SIX Swiss Exchange or any other exchange or regulated trading facility in Switzerland or a simplified prospectus, a key information for investors document, or a prospectus, as such terms are defined in the CISA.

**NOTICE TO U.S. INVESTORS:** Any potential investment in any securities or financial instruments described herein may not be suitable for all investors. Any prospective investment will require you to represent that you are an "accredited investor," as defined in Regulation D under the U.S. Securities Act of 1933, as amended, and a "qualified purchaser," as defined in Section 2(a)(51) of the U.S. Investment Company Act of 1940, as amended (the "'40 Act"). The securities and financial instruments described herein may not be available in all jurisdictions. Investments in or linked to hedge funds are highly speculative and may be adversely affected by the unregulated nature of hedge funds and the use of trading strategies and techniques that are typically prohibited for funds registered under the '40 Act. Also, hedge funds are typically less transparent in terms of information and pricing and have much higher fees than registered funds. Investors in hedge funds may not be afforded the same protections as investors in funds registered under the '40 Act including limitations on fees, controls over investment policies and reporting requirements.

**NOTICE TO CANADIAN INVESTORS:** Any potential investment in any securities or financial instruments described herein may not be suitable for all investors. Any prospective investment will require you to represent that you are a "permitted client", as defined in National Instrument 31-103 and an "accredited investor," as defined in National Instrument 45-106. The securities and financial instruments described herein may not be available in all jurisdictions of Canada. Investment vehicles described herein will not be offered by prospectus in Canada and will not be subject to National Instrument 81-102 and National Instrument 81-106. In addition, investments in or linked to hedge funds are highly speculative and may be adversely affected by the unregulated nature of hedge funds and the use of trading strategies and techniques that are typically prohibited for prospectus offered funds. Also, hedge funds are typically less transparent in terms of information and pricing and have much higher fees than prospectus offered funds. Investors in hedge funds may not be afforded the same protections as investors in offered funds, including limitations on fees, controls over investment policies and reporting requirements.

**NOTICE TO HONG KONG INVESTORS:** This document is distributed in Hong Kong by SG Securities (HK) Limited and Société Générale Hong Kong Branch, which is regulated by the Securities and Futures Commission and Hong Kong Monetary Authority respectively. The information contained in this document is only directed to recipients who are professional investors as defined under the Securities and Futures Ordinance, Part III.

**NOTICE TO JAPANESE INVESTORS:** This document is distributed in Japan by Société Générale Securities (North Pacific) Ltd., Tokyo Branch, which is regulated by the Financial Services Agency of Japan. This document is intended only for the Professional Investors as defined by the Financial Instruments and Exchange Law in Japan and only for those people to whom it is sent directly by Société Générale Securities (North Pacific) Ltd., Tokyo Branch, and under no circumstances should it be forwarded to any third party.

**NOTICE TO SINGAPORE INVESTORS:** This document is distributed in Singapore by Société Générale Singapore Branch, which is regulated by the Monetary Authority of Singapore. This document may only be distributed to institutional, accredited and expert investors.

**NOTICE TO TAIWAN INVESTORS:** This document is to present you with our all capital markets activities across Asia-Pacific region and may only be distributed to the institutional investors. The product mentioned in this document may not be eligible or available for sale in Taiwan and may not be suitable for all types of investors.